

Thank you for purchasing

BIBLE STORY MINI-LESSON

BABY MOSES

This resource is Biblically sound and created with great care to share God's word with young learners. It includes


- A Mini-Lesson Plan to follow
- Full size (color and B/W) for teachers as you highlight the story with your class.
- Mini Books for you to print for your students.

Instructions

- Print the teacher book on cardstock and laminate for durability. (If using the B/W option, take some time to color it.)
- Print, cut and staple the student books on regular paper.
- I strongly recommend that you open up your Bible while you share this book with your students, so they understand that the whole story comes from the Bible.
- Later, your students can color these mini books and take them home to share with their family. Encourage the parents of your students to read these together and allow their child to share what they learned that week.

Happy Teaching!

~Becky

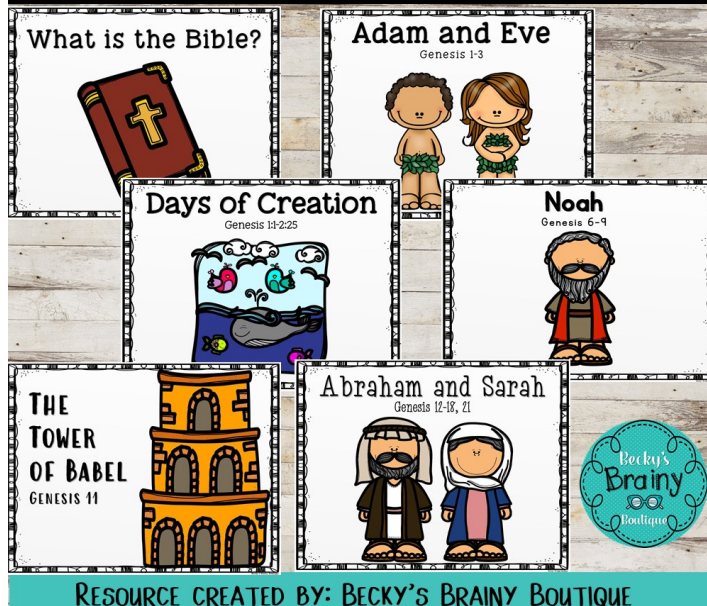


WANT MORE PRODUCTS LIKE THIS?



IF YOU LIKE THIS MINI LESSON AND WANT MORE LIKE IT, SAVE SOME MONEY AND GRAB A BUNDLE!

Bible Story Mini Lesson GROWING BUNDLE



For Young Learners



Bible Story Mini Lesson GROWING BUNDLE



For Young Learners

CHECK OUT ALL MY BIBLICAL RESOURCES HERE.

TABLE OF CONTENTS



PAGE 1	TEACHER INSTRUCTIONS
PAGE 2	BUNDLE & BIBLICAL RESOURCES LINKS
PAGE 3	TABLE OF CONTENTS
PAGE 4	LESSON PLAN
PAGES 5-9	TEACHER BOOK, COLOR
PAGES 10-14	TEACHER BOOK, BLACK & WHITE
PAGE 15	STUDENT MINI-BOOK
PAGE 16	ADDITIONAL PRODUCTS
PAGE 17	CREDITS & TERMS OF USE

Mini Lesson Plan

BABY MOSES

OBJECTIVE

Students will learn the story of Moses as a baby, from the Bible, Exodus 1-2, and be able to answer discussion questions from the lesson.

- Bible
- Printed Teacher Book
- Printed copies of the mini book for students (prepare these ahead of time by cutting the page into 4 pages and stapling the book together)
- Crayons/Pencils

TEACHING TIME (5 minutes)

Ask students to join you as you open your Bible to Exodus 1-2. Explain to students that the story you are going to share with them comes right from God's Word.

Show students the cover page of the Teacher Book. Ask them to tell you what they see on that picture. Tell the students to listen as you read the story.

Read the pages and show students the pictures as you go.

ACTIVITY (5 minutes)

Send students to their seats and distribute copies of their mini book. Direct students to write their name and color the pictures. When students are finished, move on to the discussion questions.

DISCUSSION (5 minutes)

1. Who was the evil ruler of Egypt? (Pharaoh was the evil ruler of Egypt.)
2. How was God blessing the Israelites, even though they were slaves? (God was blessing the Israelites by giving them many children.)
3. Pharaoh was angry that the Israelites were having so many children. What did he do to stop them? (Pharaoh made a law that all the Israelite baby boys were to be thrown in to the Nile River.)
4. What did the baby's mother do to try and save his life? (The baby's mother made a basket out of reeds and covered it with tar. Then she placed him the basket and sent him down the river.)
5. Who found the baby in the river? What did she do? (The Pharaoh's daughter, a princess, found him and decided to keep him as her own child.)
6. What did the princess name the baby and what did it mean? (She named him Moses, which meant, "I took him out of the water.")
7. Who had been hiding nearby to watch the baby? (Miriam, Moses' big sister was watching nearby.)
8. How did Miriam help? (Miriam offered to find someone to help care for Moses. She ran and brought her mother to the princess.)
9. How did the story end? (Moses' mother was able to care for him until he was 4.)

Total Time for Lesson. 15 minutes

Baby Moses


Exodus 1-2



God's people, the Israelites, lived in Egypt. They were slaves to an evil ruler named Pharaoh. Even though they were slaves, God was blessing them with many children. This made Pharaoh angry. He wanted to destroy God's people, so he made a terrible new law. The law said that all baby boys born to the Israelites were to be thrown into the Nile River.




One day, a baby boy
was born to an
Israelite family. His
mother decided to hide
him to try and save
his life. She made a
basket out of reeds
and covered it with
tar so that water
would not get in. Then
she placed her baby
boy in the basket
and sent him floating
down the river.



The Pharaoh's daughter
was down at the river
taking a bath. She noticed
something floating in
the water. She realized
it was a basket with a
baby inside! The Princess
felt sorry for the baby.
When he began to cry, she
picked him up and held him in her arms.
She decided to keep him as her own son and
named him, Moses, which means, "I took him out
of the water."




Moses had a big sister, Miriam, who was hiding nearby to watch the baby. When the princess picked him up, Miriam jumped out of the bushes and offered to find someone to help feed and care for him. The princess told her to hurry. So Miriam rushed home to get her mother. The princess said she would pay her to care for Moses. Moses' mother got to take her baby boy home and teach him about God until he was 4 years old. God protected Moses as a baby and would use him when he was grown up to rescue the Israelites.




Baby Moses

Exodus 1-2




God's people, the Israelites, lived in Egypt. They were slaves to an evil ruler named Pharaoh. Even though they were slaves, God was blessing them with many children. This made Pharaoh angry. He wanted to destroy God's people, so he made a terrible new law. The law said that all baby boys born to the Israelites were to be thrown into the Nile River.



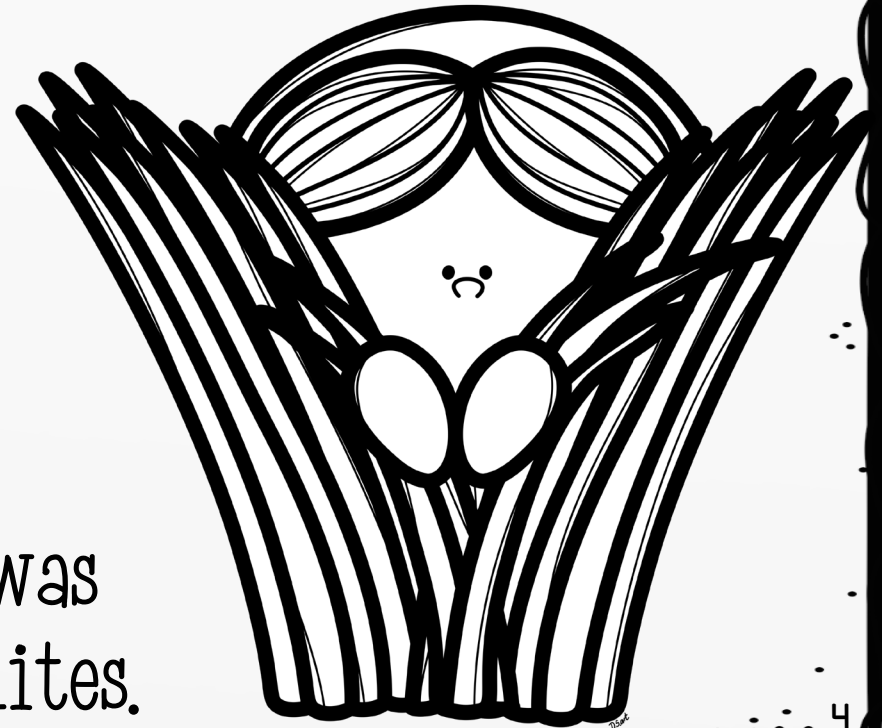
One day, a baby boy
was born to an
Israelite family. His
mother decided to hide
him to try and save
his life. She made a
basket out of reeds
and covered it with
tar so that water
would not get in. Then
she placed her baby
boy in the basket
and sent him floating
down the river.



The Pharaoh's daughter
was down at the river
taking a bath. She noticed
something floating in
the water. She realized
it was a basket with a
baby inside! The Princess
felt sorry for the baby.
When he began to cry, she
picked him up and held him in her arms.
She decided to keep him as her own son and
named him, Moses, which means, "I took him out
of the water."




Moses had a big sister, Miriam, who was hiding nearby to watch the baby. When the princess picked him up, Miriam jumped out of the bushes and offered to find someone to help feed and care for him. The princess told her to hurry. So Miriam rushed home to get her mother. The princess said she would pay her to care for Moses. Moses' mother got to take her baby boy home and teach him about God until he was 4 years old. God protected Moses as a baby and would use him when he was grown up to rescue the Israelites.



Moses

Name _____

God's people, the Israelites, lived in Egypt. They were slaves to an evil ruler named Pharaoh. Even though they were slaves, God was blessing them with many children. This made Pharaoh angry. He wanted to destroy God's people, so he made a terrible new law. The law said that all baby boys born to the Israelites were to be thrown into the Nile River.




Becky's Brainy Boutique

One day, a baby boy was born to an Israelite family. His mother decided to hide him to try and save his life. She made a basket out of reeds and covered it with tar so that water would not get in. Then she placed her baby boy in the basket and sent him floating down the river.



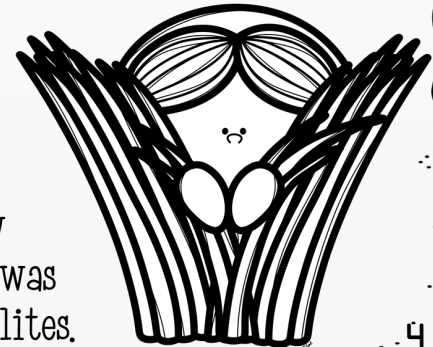
2

The Pharaoh's daughter was down at the river taking a bath. She noticed something floating in the water. She realized it was a basket with a baby inside! The Princess felt sorry for the baby. When he began to cry, she picked him up and held him in her arms. She decided to keep him as her own son and named him, Moses, which means, "I took him out of the water."



3

Moses had a big sister, Miriam, who was hiding nearby to watch the baby. When the princess picked him up, Miriam jumped out of the bushes and offered to find someone to help feed and care for him. The princess told her to hurry. So Miriam rushed home to get her mother. The princess said she would pay her to care for Moses. Moses' mother got to take her baby boy home and teach him about God until he was 4 years old. God protected Moses as a baby and would use him when he was grown up to rescue the Israelites.



4

CHECK THESE OUT!



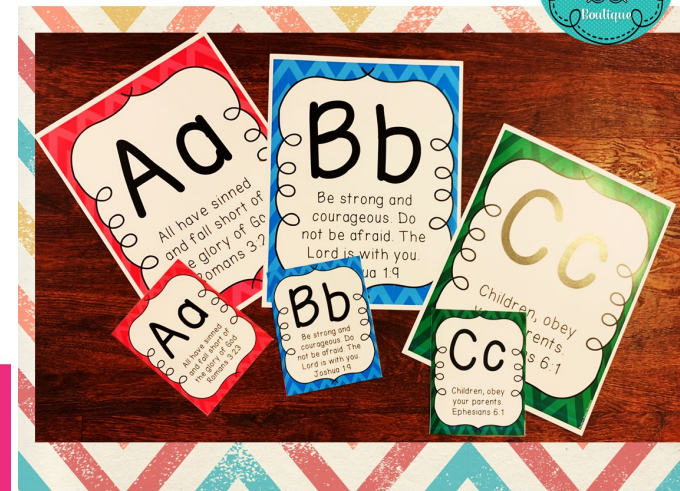
I HAVE, WHO HAS GAME GROWING BUNDLE



RESOURCE CREATED BY: BECKY'S BRAINY BOUTIQUE




BIBLE VERSE POSTERS & MINI CARDS




RESOURCE CREATED BY: BECKY'S BRAINY BOUTIQUE

175 JOURNAL PROMPTS



Resource created by: Becky's Brainy Boutique

FIND ALL MY
RESOURCES [HERE.](#)



Thank you for shopping at: BECKY'S BRAINY BOUTIQUE



Dear Teachers,


I hope this purchase enhances your classroom!

Please take a moment and leave feedback on this purchase (and earn yourself some TPT credits).

Thank you!
Becky



FOLLOW BECKY'S BRAINY BOUTIQUE
ON SOCIAL MEDIA:



TERMS OF USE: THIS ITEM IS FOR PERSONAL USE IN YOUR CLASSROOM. PLEASE DO NOT DISTRIBUTE. IF YOU HAVE A FRIEND WHO WOULD ENJOY THIS PRODUCT, PLEASE DIRECT THEM TO MY STORE. THE INFORMATION, ACTIVITIES, AND IMAGES INCLUDED ARE COPYRIGHTED. YOU MAY NOT REUSE OR SELL ANY PORTION OF THIS ITEM. YOU ARE WELCOME TO POST ABOUT IT ON YOUR BLOG AND/OR OTHER SOCIAL MEDIA SITES, AS LONG AS YOU LINK BACK TO MY TPT STORE AND USE MY BUTTON. FEEL FREE TO E-MAIL WITH ANY QUESTIONS/COMMENTS TO BECKYSBRAINYBOUTIQUE@GMAIL.COM.

CLIP ART, FONTS
AND BORDERS
FROM:

